



# Slide-A-Way Patio Door

NEW FROM LINCOLN



Achieve spectacular views and create huge openings with ultra-smooth operation!

Lincoln's Slide-A-Way patio door is an extremely versatile system designed where immense areas of glass are desirable. A closed door will highlight elegant wide-stile panels or emphasize the thin sight lines of our narrow panels.

We offer configurations from one panel to ten, creating a superb range of door widths and heights. Even our largest Slide-a-way doors operate smoothly and easily while transitioning to the fully open position.

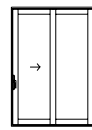
### Panel Configurations

Numerous stacking or pocketing configurations are available anywhere from one to ten panels. To the right are a few of the configurations that are available.

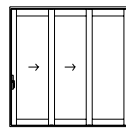
	Specifications
Maximum Panel Width	48-1/2"
Maximum Panel Height	94-1/16"
Maximum Number of Panels	10 Panels
Door Panel Thickness	1-3/4"
Approx. Maximum Width	38'
Maximum Height	97"
Minimum Roof Overhang	96"



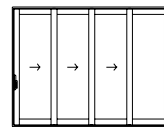
### Typical Configurations



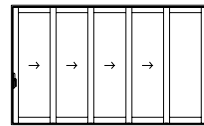
XO



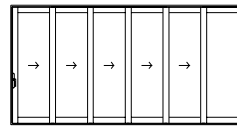
XXO



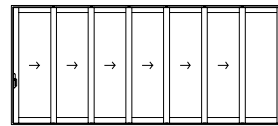
XXXO



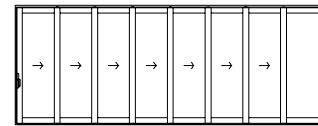
XXXXO



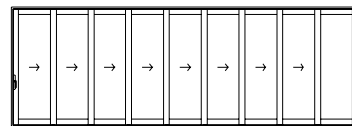
XXXXXO



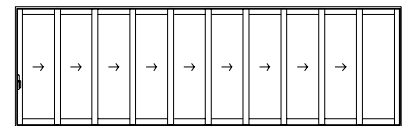
XXXXXXO



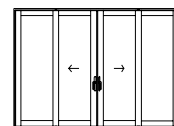
XXXXXXXO



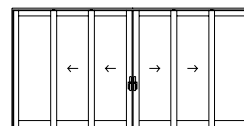
XXXXXXXXO



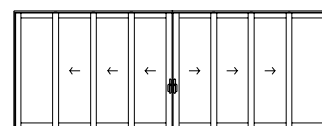
XXXXXXXXXO



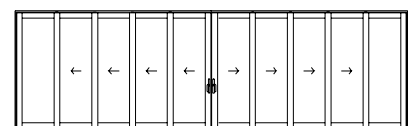
OXXO



OXXXXO



OXXXXXXO



OXXXXXXXXO

## Door Styles

Two sliding methods are employed with the Lincoln slide-a-way patio door. These doors have an option to slide totally from one side and open fully in one direction, either left or right handed, or function as a bi-parting unit. Bi-parting doors have opposing panels meeting in the middle of the door utilizing an astragal at the connection point.

Design your door as a practical stacking system or the fashionable pocketing unit. Stacking door panels nest neatly over each other at the end of the track. The pocketing feature conceals all the panels as they disappear into a framed wall cavity, completely hiding them from view.

## Hardware, Rollers and Track System

Lead panels feature a lever pull for stacking doors and flush pulls on a pocketing system. Both come standard with a 2-point locking gear. Adjustable and durable polypropylene rollers glide quietly.

The aluminum clad modular frame and track can be thermally broken creating less cold conduction if needed. The low profile sill tracks are available staggered or full width with a double fin weather-strip. Staggered track systems can be almost hidden by floor coverings.

Doors are very easy to install under a recommended 8 ft. overhang. Slide-a-way patio doors are completely set-up, then disassembled and packaged for shipping.

## Panel Styles

Slide door panels are constructed with a strong laminated veneer lumber (LVL) cores and employ 1-3/4" thick interlocking panels. Modern contemporary architecture may call for our narrow stile panel measuring 2-1/2" wide or, for a bolder statement choose the wide stile panel measuring 4-7/8".



Our Slide-A-Way Patio Doors are manufactured with Slide Works™ hardware. For detailed information, visit Slide Works™ website at: [www.slideworksusa.com](http://www.slideworksusa.com).

## Options

- Lever Pull Handle sets are available in eight finishes. Flush Pull Handle Sets are available in 7 finishes. Flush Pull Handles are used primarily for pocket door applications and are available for wide stile only.
- Six options of interior wood species: Pine (standard), Mahogany, Fir, Oak, Cherry and Alder.
- A variety of panel exteriors are available with the Aluminum Clad Frame. Panels with Extruded Aluminum Clad exteriors come in 8 Standard, 38 Feature, 7 Spray-On Anodized and color matched Custom Colors. Panels with All-Wood are available as Primed Pine or Clear in Mahogany, Fir and Pine.
- Multiple glass options: Clear Insul, LoE<sup>2</sup>, LoE<sup>3</sup>-366™/Neat®, Dual Low-E, Neat®, Preserve®, multiple Tints, Laminated and Obscure Glass choices.
- Three styles of grids: Simulated Divided Lites, Contoured Internal Grilles (grilles between the glass) and Interior Wood Grilles with surround.



Additional information on our products and options can be found at an authorized Lincoln dealer or online at [lincolnwindows.com](http://lincolnwindows.com).



Looking for all vinyl windows and patio doors? Visit our sister company at: [timelinewindows.com](http://timelinewindows.com).

## When only the best will do.

Choose Lincoln for your new construction, remodeling or even light commercial projects. With over 64 years of manufacturing experience built into every unit, we engineer our windows and patio doors for visual appeal as well as outstanding performance. In addition, Lincoln backs it up with exceptional customer service before and after the sale.

We are continually expanding our list of product offerings, options, and accessories and are confident that we have the perfect window or patio door to harmonize with your ideas and designs.



**Committed to protecting and preserving the environment.**

Lincoln Windows is committed to environmental stewardship. As responsible corporate citizens, we are dedicated to manufacturing energy efficient products and managing our resources in a manner that reduces our impact on the environment.



Lincoln Windows is an Energy Star Partner.



Many of our products carry certification by the National Fenestration Rating Council (NFRC).



Lincoln products carry an extensive warranty. Ask your dealer for complete information.



**Lincoln Wood Products, Inc.**  
1400 W. Taylor Street • P.O. Box 375  
Merrill, Wisconsin 54452-1355  
715-536-2461 • Fax: 715-536-7090  
[www.lincolnwindows.com](http://www.lincolnwindows.com)